




This CLASSIC SUPERSITE is situated 34kms south west of Brisbane and 2kms from Ipswich. The billboard is located on the right side of the road and is visible to traffic travelling towards Brisbane's CBD. Warwick Road is the main connecting road from Ipswich to the Cunningham | New England Highway and Amberley Air Force Base. The site is close to Ipswich Country Club and golf driving range, local shops and the Ipswich Showgrounds. This billboard offers an opportunity to have an ALWAYS ON message in a high traffic area ensuring maximum exposure for your brand.


**Restrictions:** No advertising of alcohol or gambling.

Warwick Rd | Deebing Creek, Ipswich South - Inbound


4305 0001



Ipswich



12.66m x 3.35m



Pocket Edge



MOVE #2938

Demo	Reach (PCA) Brisbane	People (28 days)	Frequency (Average)
P14+	1.3%	34,000	4.9
P25-54	1.3%	18,000	4.9
OG1	1%	6,000	5.4

[www.goa.com.au](http://www.goa.com.au)